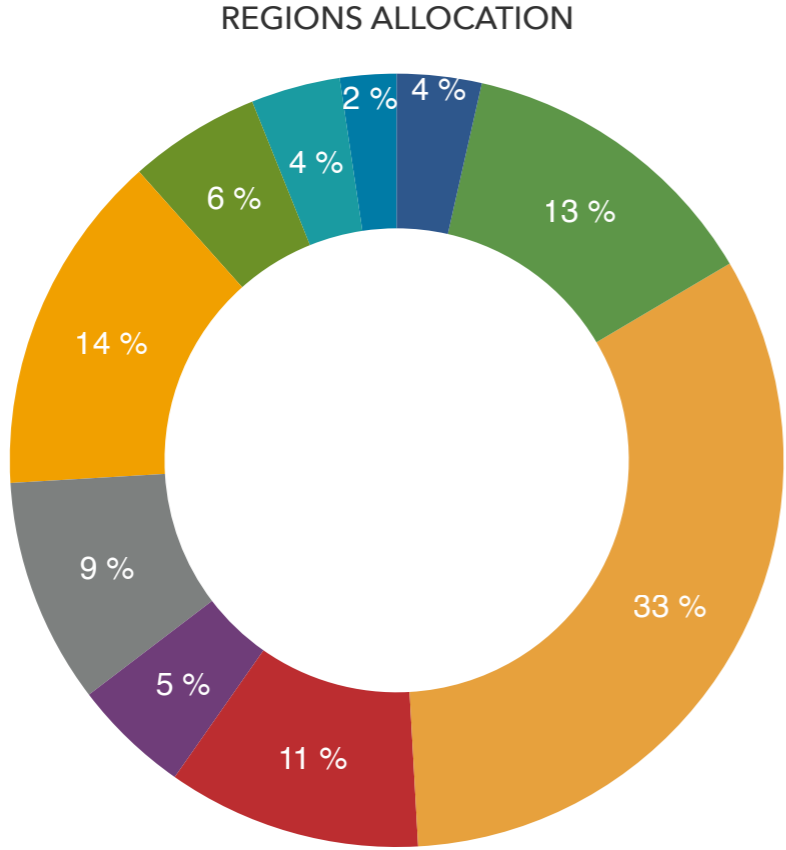


# Sustainability Reports Stats



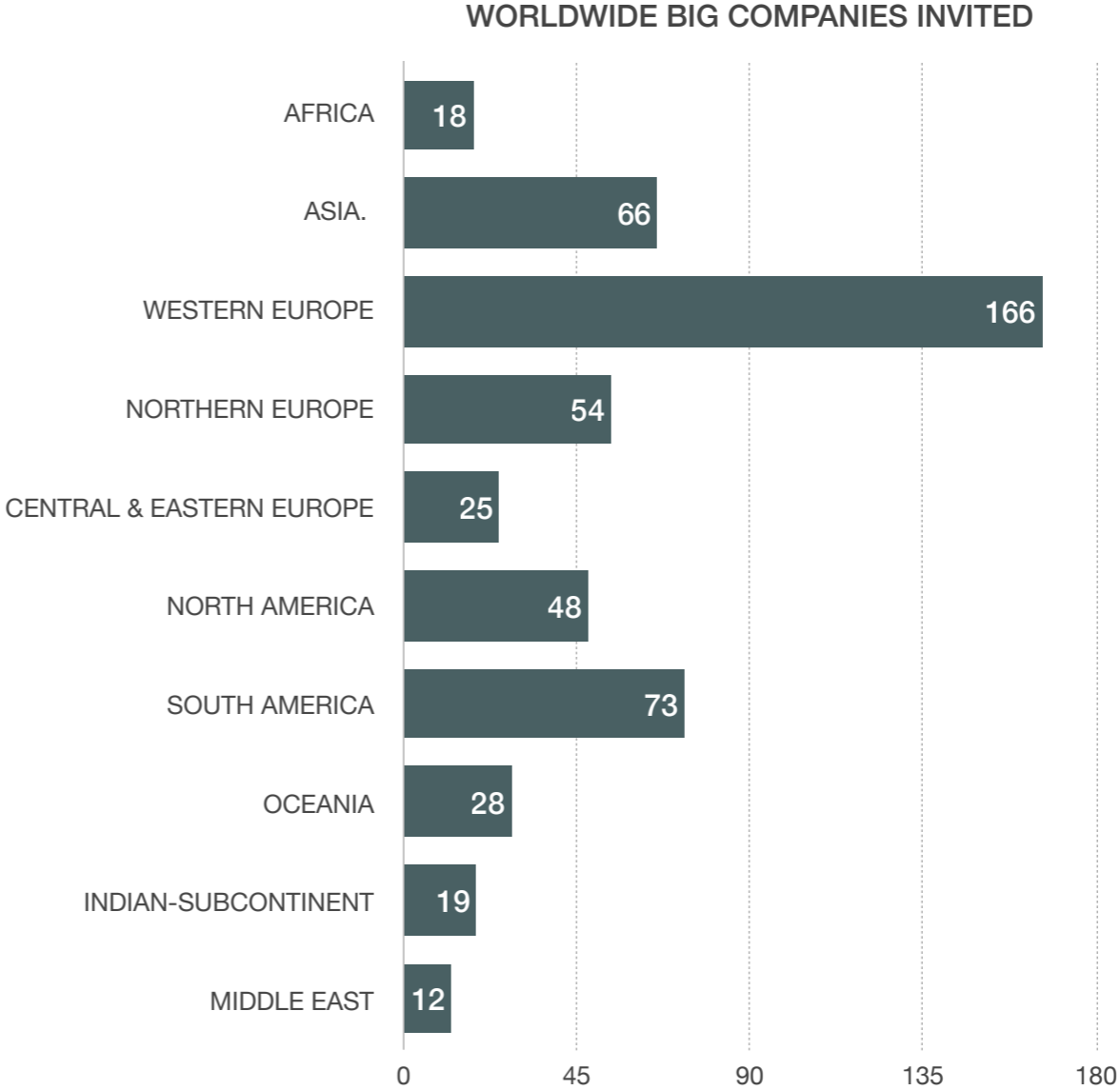
- AFRICA
- ASIA
- WESTERN EUROPE
- NORTHERN EUROPE
- CENTRAL&EASTERN EUROPE
- NORTH AMERICA
- SOUTH AMERICA
- OCEANIA
- INDIAN-SUBCONTINENT
- MIDDLE EAST



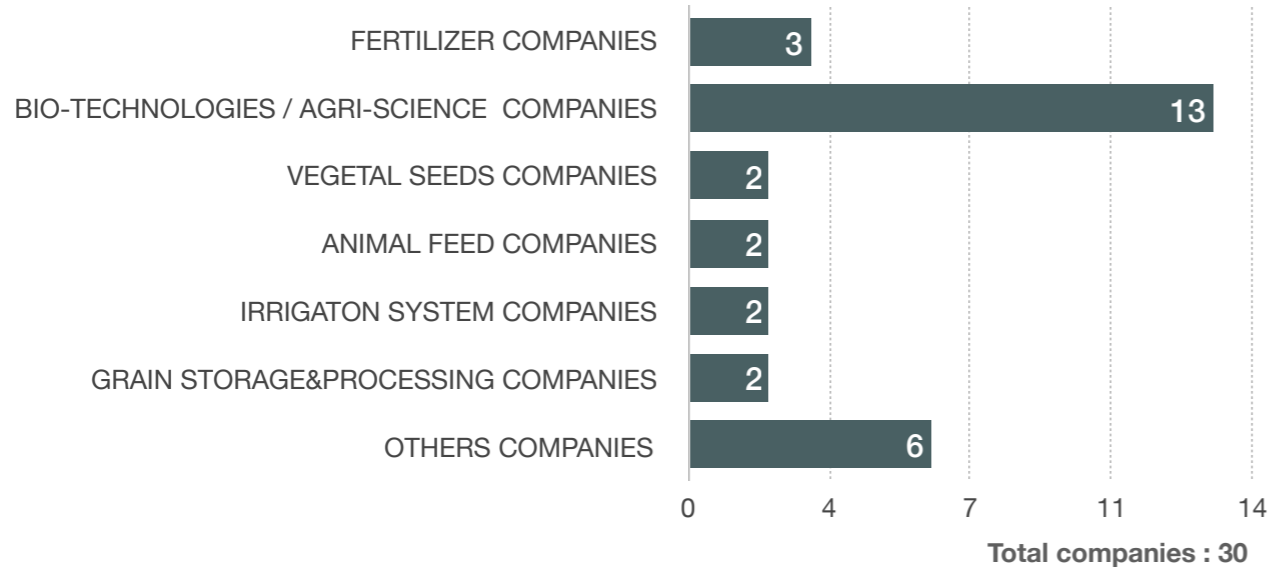
**TOTAL REPORTS**  
509



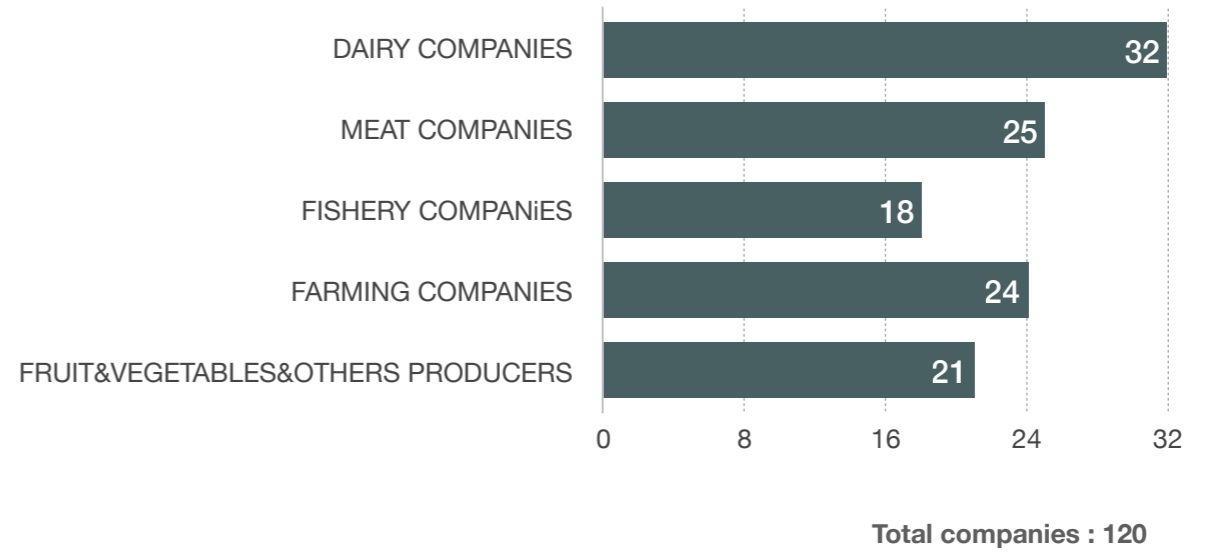
**TOTAL COUNTRIES**  
78



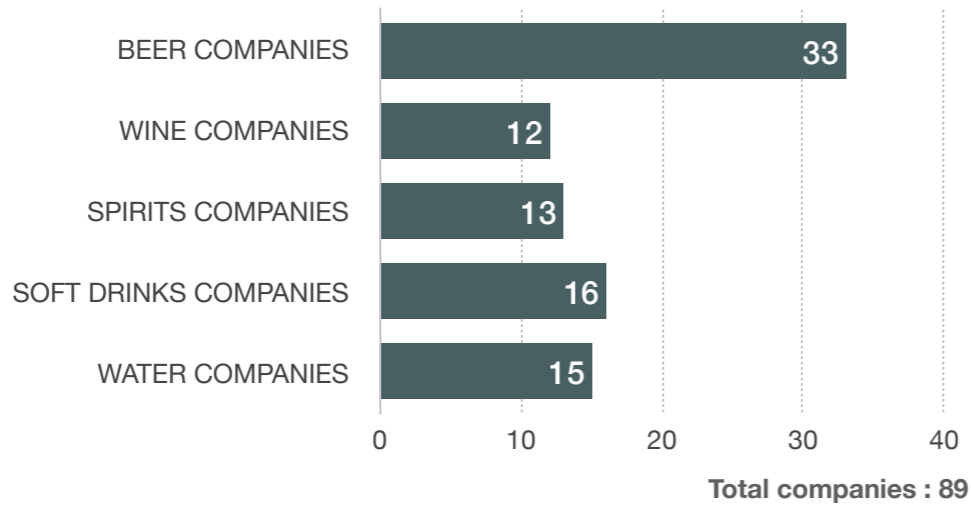
### AGRI-BUSINESS



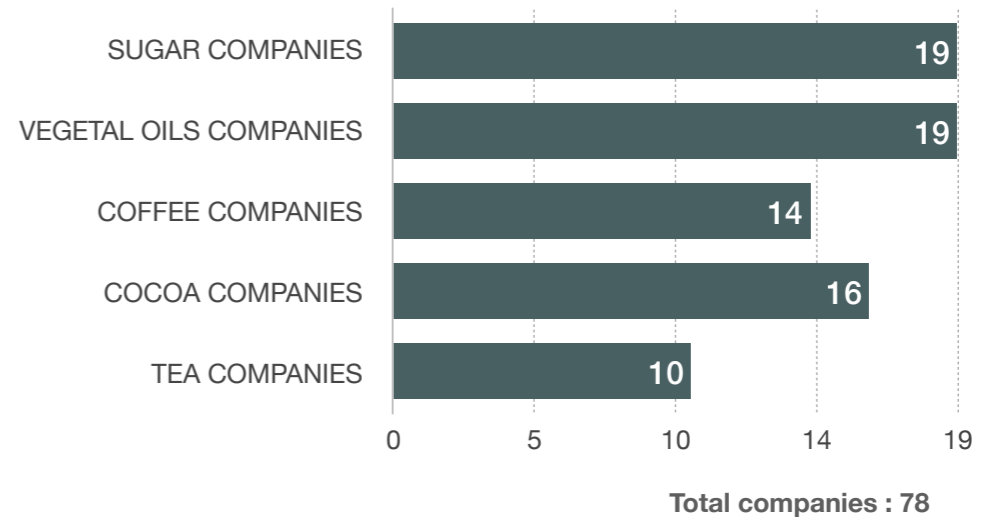
### FARMING & AQUAFARMING



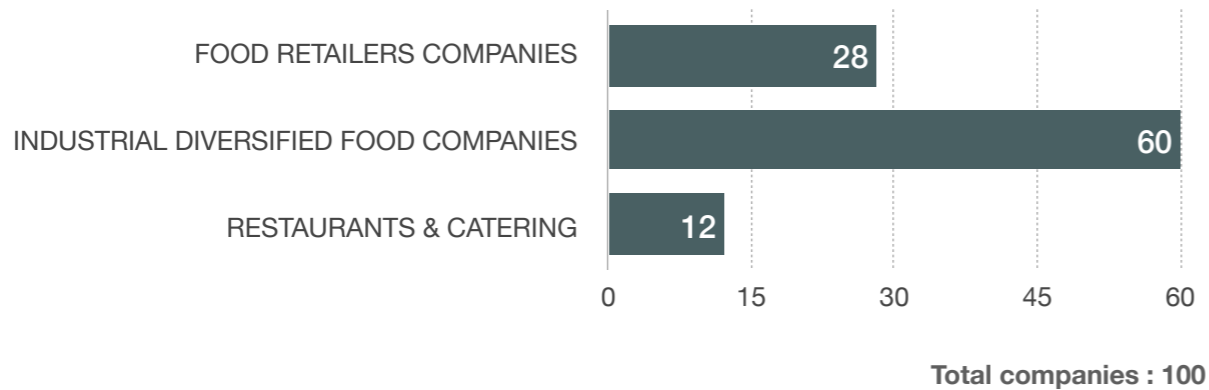
### BEVERAGE COMPANIES



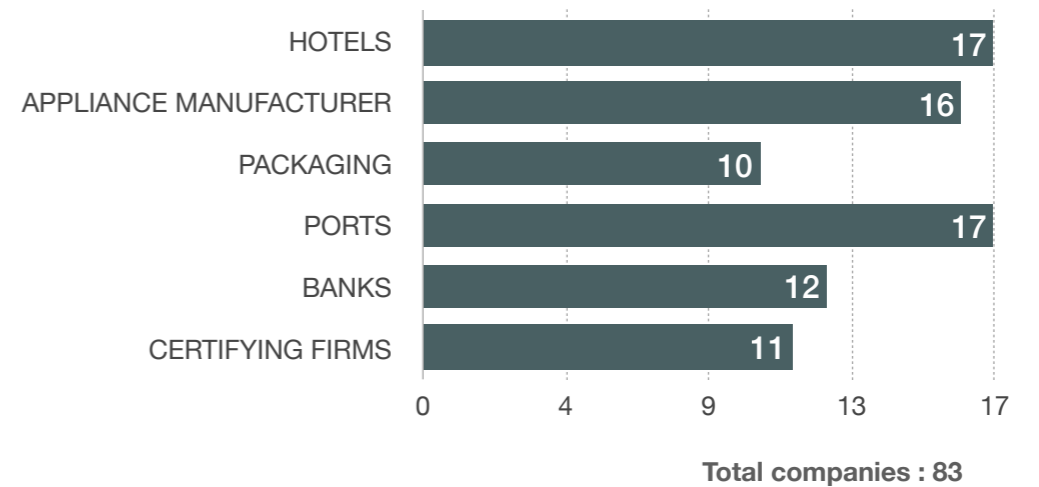
### SPECIFIC PRODUCTS FIELD



### AGRO-INDUSTRIAL COMPANIES



### SERVICES



	Countries	Total Numbers of Companies	39	KENYA	2
			40	REPUBLIC OF KOREA	3
1	ARGENTINA	12	41	LATVIA	1
2	AUSTRALIA	19	42	LUXEMBOURG	1
3	AUSTRIA	12	43	MALAYSIA	1
4	BAHRAIN	1	44	MALAWI	1
5	BELGIUM	8	45	MALDIVES	1
6	BELARUS	1	46	MAURITIUS	2
7	BERMUDA	1	47	MEXICO	6
8	BOLIVIA	1	48	NETHERLANDS	23
9	BOTSWANA	1	49	NEW-ZEALAND	8
10	BRAZIL	15	50	NICARAGUA	1
11	CANADA	8	51	NIGERIA	2
12	CAMBODIA	2	52	NORWAY	7
13	CHILE	12	53	PAKISTAN	2
14	CHINA	22	54	PANAMA	1
15	COLOMBIA	10	55	PAPUA-NEW-GUINEA	1
16	COSTA-RICA	2	56	PERU	4
17	COTE D'IVOIRE	2	57	PHILIPPINES	2
18	CROATIA	2	58	POLAND	2
19	DENMARK	13	59	PORTUGAL	2
20	DOMINICAN REPUBLIC	1	60	ROMANIA	1
21	ECUADOR	4	61	RUSSIAN FEDERATION	2
22	EGYPT	2	62	SAUDI ARABIA	2
23	EL SALVADOR	1	63	SINGAPORE	9
24	FINLAND	8	64	SOUTH AFRICA	6
25	FRANCE	24	65	SPAIN	9
26	GERMANY	36	66	SRI-LANKA	4
27	GREECE	5	67	SWEDEN	25
28	GUATEMALA	2	68	SWITZERLAND	19
29	HONDURAS	1	69	THAILAND	11
30	HUNGARY	2	70	TURKEY	5
31	ICELAND	1	71	UKRAINE	2
32	INDIA	13	72	UNITED ARAB EMIRATES	1
33	INDONESIA	4	73	UNITED KINGDOM	19
34	IRELAND	4	74	URUGUAY	1
35	ISRAEL	2	75	USA	40
36	ITALY	10	76	VIETNAM	1
37	JAPAN	15	77	ZAMBIA	1
38	JORDAN	1	78	ZIMBABWE	1